

ATA CARNET INSTRUCTIONS FOR THE DRIVERS AND HAULIERS



UKNATACO
UK National ATA Carnet Organisation

YOUR BACK OFFICE WILL TAKE CONTROL OF CREATING DECLARATIONS AND SHARING QR CODES WITH THE DRIVER. DRIVER MUST ENSURE THAT THE CORRECT CODE IS PRESENTED TO CUSTOMS!

The received QR Code / declaration can be stored as follows:



Note 1 The person receiving QR codes can only view them (any amendments must be made by your back office)

Note 2 The person presenting the goods + Carnet QR Code to Customs must hold a Letter of Authorisation

Note 3 If the declaration is lodged using QR printout, Google / Apple wallet or predeclaration, driver will need to contact the back office to check that transaction was endorsed (**transactions are only visible in the App**)

Note 4 Goods must be re-exported within time limits imposed by host Customs against Import or Transit (time limits will only be visible to the driver when using the Carnet App. The back office will need to monitor time limits if the driver is using QR printouts or wallets).

Where to get the ATA Carnet processed:



Dover and Eurotunnel (both outward and return journey):

- Use [SEVINGTON IBF](#), Junction 10a of the M20, TN25 6GE
- **HAULIERS** require **GMR, ENS and ELO** in both directions (exiting and returning to UK)
- **PRIVATE CARS AND VANS** driven by the owner do not need a GMR (ENS and a full declaration are required only if shipping goods subject to export licence)

Holyhead (both out and back):

- Use [Holyhead IBF](#) at Park Cybi, A55 Junction , LL65 2YQ
- **HAULIERS** require **GMR** and **PBN** in both directions (exiting and returning to UK)
- **PRIVATE CARS AND VANS** driven by the owner must email CustomsPBN@revenue.ie with the scan of the Carnet Front Cover and General list and details of sailing (date, time, ferry, port of exit and entry). **Hauliers** need to apply for PBN [online](#)

Dover Western Docks:

- To be used only for customers registered with [Motis](#)



All other roro / seaports:


- Go to Goods to Declare point at the port. Present goods and the Carnet Declaration to the Border Force
- **Hauliers** require **GMR** for [GVMS Ports](#)
- **Inventory Release request** (e.g. RRE in Destin8) may be required to release the goods moved under transport contract (Hauliers / Cargo) at the Inventory Linked Ports. If the inventory facilitated release (RRE) is not available at the port, use C21i / C21e instead

NOTE: DIGITAL AND / OR PAPER CARNET WILL BE ISSUED DEPENDING ON THE ITINERARY

DEPARTING FROM THE UK – PRESENT VALIDATION (ON 1ST USE ONLY) AND EXPORTATION




If the itinerary also involves a **paper country**, ensure that paper Carnet Front Cover and Export Counterfoil are also processed by UK Customs



ARRIVING (IMPORTATION) AND DEPARTING (RE-EXPORT) FROM THE DESTINATION COUNTRY




If the Country of temporary admission is a **paper country**, present paper Carnet **IMPORTATION** on entry and **RE-EXPORTATION** on exit



RETURNING TO THE UK – PRESENT REIMPORTATION



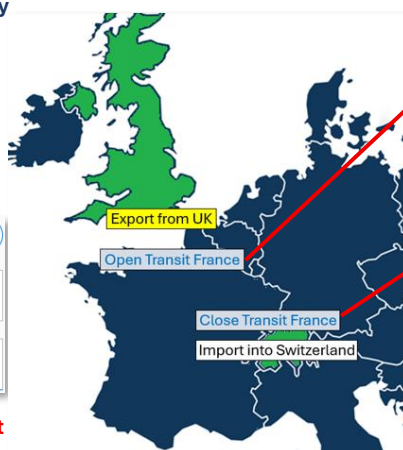
If a **paper Carnet** was used at any point in the itinerary then ensure that UK Customs **also Process the paper Carnet Re-importation** on return to the UK



TRANSITING THROUGH CARNET COUNTRIES EN ROUTE TO THE DESTINATION

Transit = passing through a Carnet country en-route to the destination, without carrying out a commercial activity.

For example, driving from UK to Switzerland involves passing through France (EU). French Customs will, therefore, require a Transit QR Code both out and back.



Transit 1

France (European Union)

Via location/city/event/use (optional)
CALAIS to ST. LOUIS



EU counts as one country, hence 1 Transit will cover multiple member States